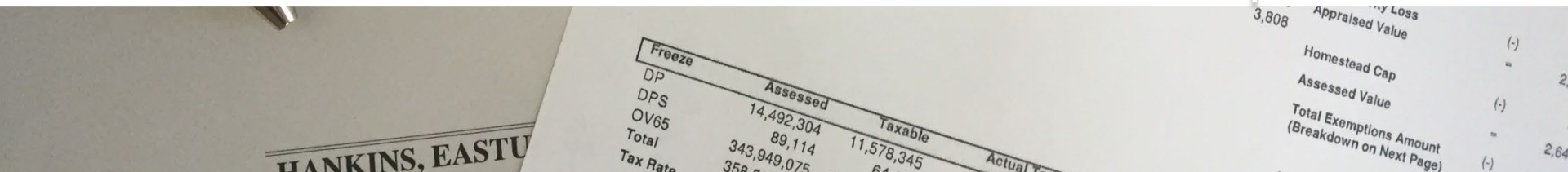


Little Elm ISD

May 2022, Financial Report


Jesse Wyse, Director of Budget and Finance

Board Meeting
May 16, 2022
6:00 pm



for To



LITTLE ELM I
 ANNUAL
 YE





307	
404,188	
76,681	
7,024,466	
431,087	
234,370	
170,112	
2072	
CERTIFIED TOTALS	
LITTLE ELM ISD	
Grand Totals	
Value	
533,875,047	
293,500	

General Fund


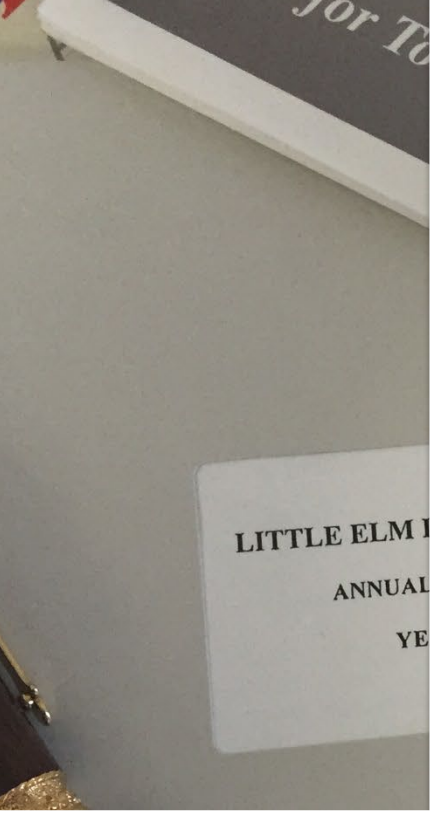
HANKINS, EASTU			
Freeze	Assessed	Taxable	Actual
DP			
DPS	14,492,304		
OV65	89,114		
Total	343,949,075	11,578,345	
Tax Rate	358	64	
3,808	Appraised Value		(-)
	Homestead Cap		=
	Assessed Value		(-)
	Total Exemptions Amount (Breakdown on Next Page)		(-)
			2,64



Revenue Source				
Local Revenue	60,677,086	14,416		60,691,502
State Revenue	21,504,495	52,688		21,557,183
Federal Revenue	1,750,000			1,750,000
Total Estimated Revenue	83,931,581	67,104	0	83,998,685
Appropriations - Campus				
11 Instructional	46,255,713	50,777		46,306,490
12 Instruction Resources & Media	805,939	175,000		980,939
13 Curriculum and Staff Development	3,079,123	48,887		3,128,010
21 Instructional Leadership	1,462,487	118,491		1,580,978
23 School Leadership	5,000,424	51,000		5,051,424
31 Guidance, Counseling & Evaluation	2,945,419	(285,000)		2,660,419
32 Social Work Services	37,300			37,300
33 Health Services	680,727	25,000		705,727
34 Student (Pupil) Transportation	2,987,225			2,987,225
35 Food Services	200,351	(79,000)		121,351
36 Co-curricular & Extracurricular	3,047,504	39,949		3,087,453

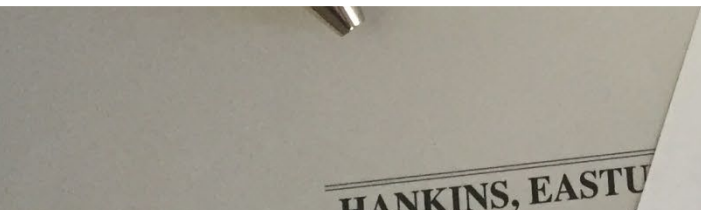


Budget Recap Continued	Initial Budget Sep 1, 2021	Prior YTD Amendments	Proposed Amendments	Amended Budget
Appropriations Continued - Other				
41 General Administration	3,529,266			3,529,266
51 Plant Maintenance & Operations	9,886,754	(170,000)		9,716,754
52 Security & Monitoring Services	1,058,781	90,000		1,148,781
53 Data Processing Services	1,723,072	20,000		1,743,072
61 Community Services (Child Care)	60,296	(15,000)		45,296
81 Facilities	25,007	(3,000)		22,007
91 Recapture	626,193			626,193
95 Pmts to Juvenile Justice Alternative E	5,000			5,000
99 County Appraisal District Fees	515,000			515,000
Total Appropriations	83,931,581	67,104		83,998,685
Other Sources/Use	0	0	0	0
Budget Surplus/(Planned Deficit)	0	0	0	0
Beginning Fund Balance	33,953,476	0	0	33,953,476
Proposed Ending Fund Balance	33,953,476	0	0	33,953,476



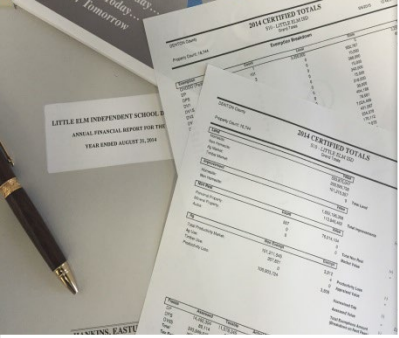
304,188
76,681
7,024,466
431,087
234,370
170,112
2,072
CERTIFIED TOTALS
LITTLE ELM ISD
Grand Totals
Value
533,875,047
293,500,000

Capital Outlay Fund



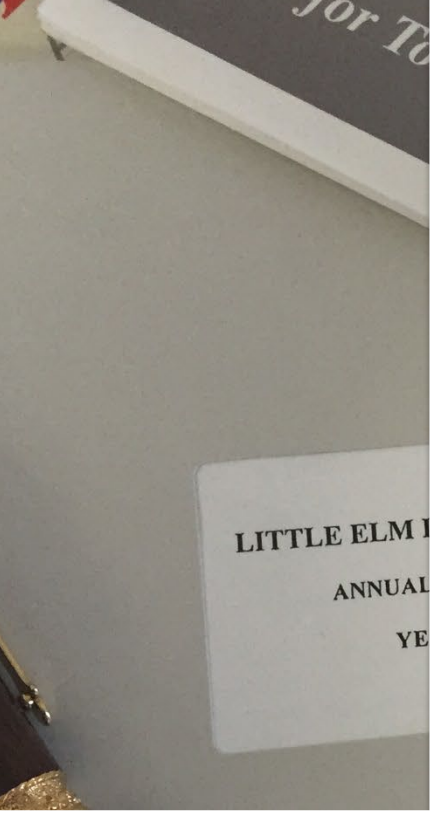
Freeze	Assessed	Taxable	Actual
DP			
DPS	14,492,304		
OV65	89,114		
Total	343,949,075	11,578,345	
Tax Rate	358	64	

3,808	Appraised Value	(-)
	Homestead Cap	=
	Assessed Value	(-)
	Total Exemptions Amount (Breakdown on Next Page)	(-)
		2,64



Bond Projects	Authorization	Bond Sale		Bond Authorization Balance	
Bond Sales to date					
Voter Authorization	235,000,000			235,000,000	
May 2018 Bond Sale		150,000,000		85,000,000	
August 2018 Bond Sale		25,000,000		60,000,000	
December 2019 Bond Sale		20,000,000		40,000,000	
December 2020 Bond Sale		25,000,000		15,000,000	
May 2021 Bond Sale		10,000,000		5,000,000	
Total	235,000,000	230,000,000		5,000,000	
		Approved Budgets	Project to Date Expenditures	Project Budget Remaining	
Board Approved Budget		226,250,388	204,460,970	21,789,418	



Projects, budgets and balances can be viewed at: [LEISD's Financial Transparency Web Page](#)



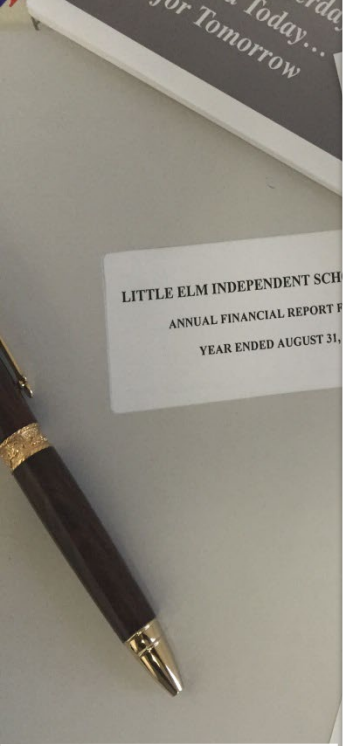
30,000	
404,188	
76,681	
7,024,466	
431,087	
234,370	
170,112	
2,072	
CERTIFIED TOTALS	
LITTLE ELM ISD	
Grand Totals	
Value	
533,875,047	
293,500,000	

Debt Service Fund

HANKINS, EASTU			
Freeze	Assessed	Taxable	Actual
DP			
DPS	14,492,304		
OV65	89,114	11,578,345	
Total	343,949,075	64,000,000	
Tax Rate	358		
3,808	Appraised Value		(-)
	Homestead Cap		=
	Assessed Value		(-)
	Total Exemptions Amount (Breakdown on Next Page)		(-)
			2,64



2021-22 Debt Service Fund Budget May 16, 2022	Budget	Prior YTD Realized	Current Realized	YTD Realized	Budget to Actual
Revenue Source					
Property Tax Revenue (\$.47 tax rate)	28,075,275	28,419,724	84,883	28,504,607	429,332
Existing Debt Allotment (EDA)	250,000	236,465	0	236,465	(13,535)
Total Budget to Actual Revenue	28,325,275	28,656,189	84,883	28,741,072	415,797
Expenditures (Payments due Feb 15 & Aug 15)					
Debt Service	28,325,275	9,621,124	0	9,621,124	18,704,151
Total Budget to Actual Expenditures	28,325,275	9,621,124	0	9,621,124	18,704,151
Bond Refunding					
Bond Refunding	0	0	0	0	0
Prem/Discount on Bond Issue	0	0	0	0	0
Escrow Agent	0	0	0	0	0
Net Other Financing Sources (Uses)	0	0	0	0	0
Est Beg Budgetary Fund Balance	7,170,400				
Revenue over Expenditure	0				
Ending Budgetary Fund Balance	7,170,400				




Financials in board packet

- Budget Roll Forward Report
- Statement of Revenue and Expenditures
- Cash Flow Statement
- Bank Reconciliations
- Investment Report
- Fund Summary of Revenue and Expenditures
- Tax Collection Report
- Construction Report



Located on the Web @ www.littleelmsd.net - Finance



- The Administration recommends approval of certain March 2022 Financial Reports as submitted.