



Little Elm Independent School District
Outstanding Debt Service

March 2014



RBC Capital Markets®

Table of Contents

Section 1 Outstanding Unlimited Tax Debt by Principal and Interest

Section 2 Outstanding Unlimited Tax Debt by Series

Section 3 Debt Service of Bonds Refunded by Series 2014 Bonds

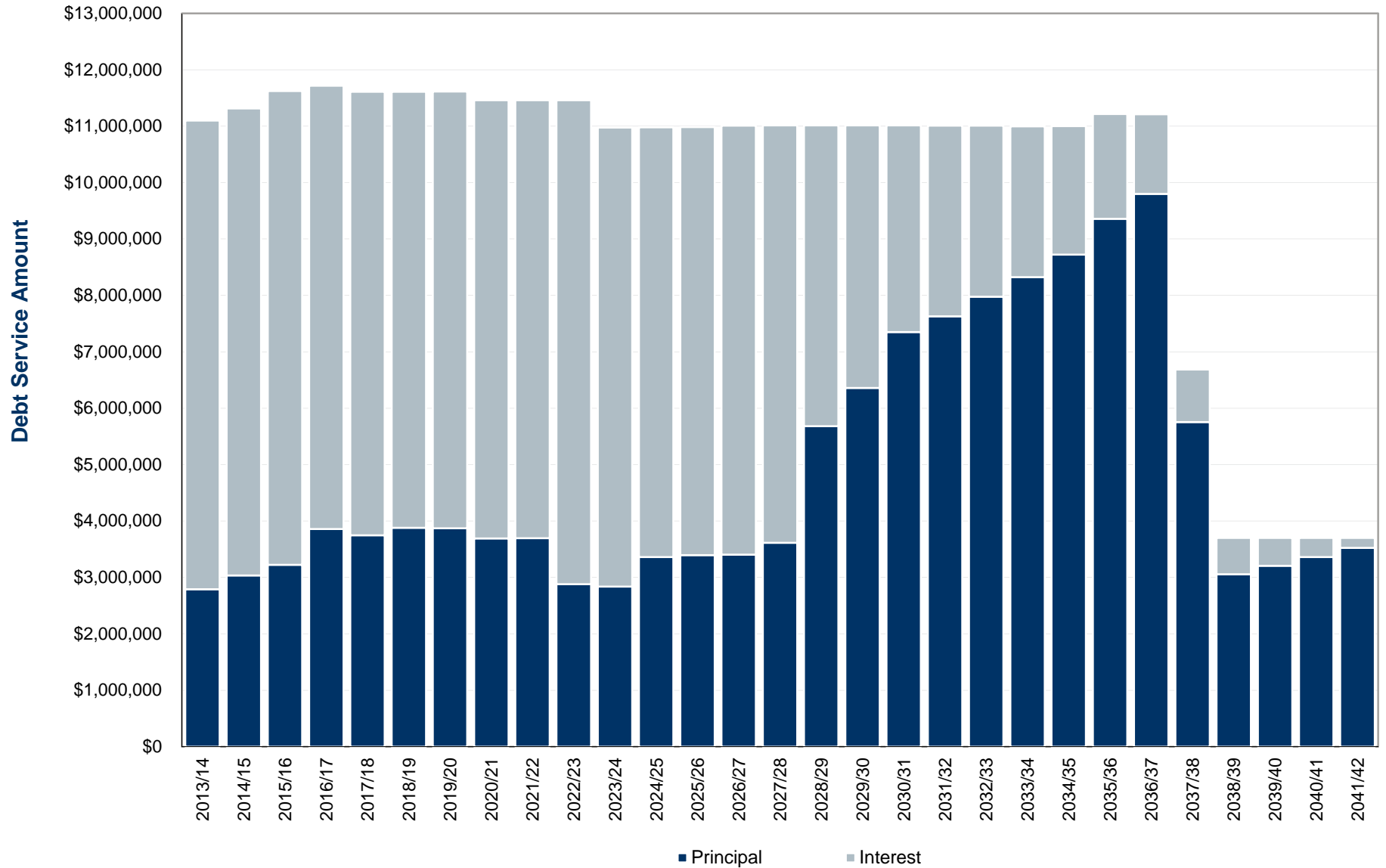
Section 4 Outstanding Limited Tax Debt by Principal and Interest



Outstanding Unlimited Tax Debt by Principal and Interest

Section 1

Little Elm Independent School District Outstanding Unlimited Tax Debt by Principal and Interest



Note: Debt service payments reflect payments from September 1 through August 31.

Little Elm Independent School District
Annual Unlimited Tax Debt By Principal And Interest

Year	Principal	Interest	Annual Debt Service
2013/14	\$ 2,792,702.10	\$ 8,305,542.92 ^(A)	\$ 11,098,245.02
2014/15	3,034,318.38	8,276,575.10	11,310,893.48
2015/16	3,222,047.71	8,399,922.31	11,621,970.02
2016/17	3,858,559.85	7,855,796.40	11,714,356.25
2017/18	3,746,157.80	7,864,057.32	11,610,215.12
2018/19	3,878,818.35	7,731,231.67	11,610,050.02
2019/20	3,870,215.35	7,741,783.57	11,611,998.92
2020/21	3,692,589.20	7,766,227.71	11,458,816.91
2021/22	3,696,267.20	7,763,020.30	11,459,287.50
2022/23	2,879,266.80	8,577,445.70	11,456,712.50
2023/24	2,838,137.60	8,137,387.40	10,975,525.00
2024/25	3,361,678.40	7,616,809.10	10,978,487.50
2025/26	3,394,305.80	7,587,406.70	10,981,712.50
2026/27	3,405,248.80	7,601,926.20	11,007,175.00
2027/28	3,615,089.70	7,395,035.30	11,010,125.00
2028/29	5,681,249.20	5,330,338.30	11,011,587.50
2029/30	6,360,164.30	4,653,873.20	11,014,037.50
2030/31	7,350,000.00	3,663,743.76	11,013,743.76
2031/32	7,630,000.00	3,378,437.50	11,008,437.50
2032/33	7,975,000.00	3,031,362.50	11,006,362.50
2033/34	8,325,000.00	2,671,312.50	10,996,312.50
2034/35	8,720,000.00	2,277,825.00	10,997,825.00
2035/36	9,355,000.00	1,860,775.00	11,215,775.00
2036/37	9,800,000.00	1,410,050.00	11,210,050.00
2037/38	5,755,000.00	930,175.00	6,685,175.00
2038/39	3,055,000.00	646,175.00	3,701,175.00
2039/40	3,205,000.00	496,025.00	3,701,025.00
2040/41	3,360,000.00	338,475.00	3,698,475.00
2041/42	3,525,000.00	173,300.00	3,698,300.00
Total	<u>\$ 141,381,816.54</u>	<u>\$ 149,482,035.46</u>	<u>\$ 290,863,852.00</u>

Note: Debt service payments reflect payments from September 1 through August 31.

^(A) Includes accrued interest of \$30,451.04 on Series 2013 Bonds and accrued interest of \$19,360.00 on the Series 2014 Bonds.

Little Elm Independent School District Semi-Annual Unlimited Tax Debt By Principal And Interest

Date	Principal	Interest	Debt Service	FYE 8/31 Debt Service
02/15/14	\$ -	\$ 2,842,010.01 ^(A)	\$ 2,842,010.01	
08/15/14	2,792,702.10	5,463,532.91 ^(B)	8,256,235.01	\$ 11,098,245.02
02/15/15	-	2,793,710.01	2,793,710.01	
08/15/15	3,034,318.38	5,482,865.09	8,517,183.47	11,310,893.48
02/15/16	-	2,753,485.01	2,753,485.01	
08/15/16	3,222,047.71	5,646,437.30	8,868,485.01	11,621,970.02
02/15/17	-	2,707,210.01	2,707,210.01	
08/15/17	3,858,559.85	5,148,586.39	9,007,146.24	11,714,356.25
02/15/18	-	2,666,205.02	2,666,205.02	
08/15/18	3,746,157.80	5,197,852.30	8,944,010.10	11,610,215.12
02/15/19	-	2,622,525.01	2,622,525.01	
08/15/19	3,878,818.35	5,108,706.66	8,987,525.01	11,610,050.02
02/15/20	-	2,571,653.13	2,571,653.13	
08/15/20	3,870,215.35	5,170,130.44	9,040,345.79	11,611,998.92
02/15/21	-	2,510,531.25	2,510,531.25	
08/15/21	3,692,589.20	5,255,696.46	8,948,285.66	11,458,816.91
02/15/22	-	2,449,643.75	2,449,643.75	
08/15/22	3,696,267.20	5,313,376.55	9,009,643.75	11,459,287.50
02/15/23	-	2,385,856.25	2,385,856.25	
08/15/23	2,879,266.80	6,191,589.45	9,070,856.25	11,456,712.50
02/15/24	-	2,340,262.50	2,340,262.50	
08/15/24	2,838,137.60	5,797,124.90	8,635,262.50	10,975,525.00
02/15/25	-	2,291,743.75	2,291,743.75	
08/15/25	3,361,678.40	5,325,065.35	8,686,743.75	10,978,487.50
02/15/26	-	2,230,856.25	2,230,856.25	
08/15/26	3,394,305.80	5,356,550.45	8,750,856.25	10,981,712.50
02/15/27	-	2,176,087.50	2,176,087.50	
08/15/27	3,405,248.80	5,425,838.70	8,831,087.50	11,007,175.00
02/15/28	-	2,120,062.50	2,120,062.50	
08/15/28	3,615,089.70	5,274,972.80	8,890,062.50	11,010,125.00
02/15/29	-	2,058,293.75	2,058,293.75	
08/15/29	5,681,249.20	3,272,044.55	8,953,293.75	11,011,587.50
02/15/30	-	1,949,518.75	1,949,518.75	
08/15/30	6,360,164.30	2,704,354.45	9,064,518.75	11,014,037.50
02/15/31	-	1,831,871.88	1,831,871.88	
08/15/31	7,350,000.00	1,831,871.88	9,181,871.88	11,013,743.76
02/15/32	-	1,689,218.75	1,689,218.75	
08/15/32	7,630,000.00	1,689,218.75	9,319,218.75	11,008,437.50
02/15/33	-	1,515,681.25	1,515,681.25	
08/15/33	7,975,000.00	1,515,681.25	9,490,681.25	11,006,362.50
02/15/34	-	1,335,656.25	1,335,656.25	
08/15/34	8,325,000.00	1,335,656.25	9,660,656.25	10,996,312.50
02/15/35	-	1,138,912.50	1,138,912.50	
08/15/35	8,720,000.00	1,138,912.50	9,858,912.50	10,997,825.00

^(A) Includes accrued interest of \$30,451.04 on the Series 2013 Bonds

^(B) Includes accrued interest of \$19,360.00 on the Series 2014 Bonds.

**Little Elm Independent School District
Semi-Annual Unlimited Tax Debt By Principal And Interest**

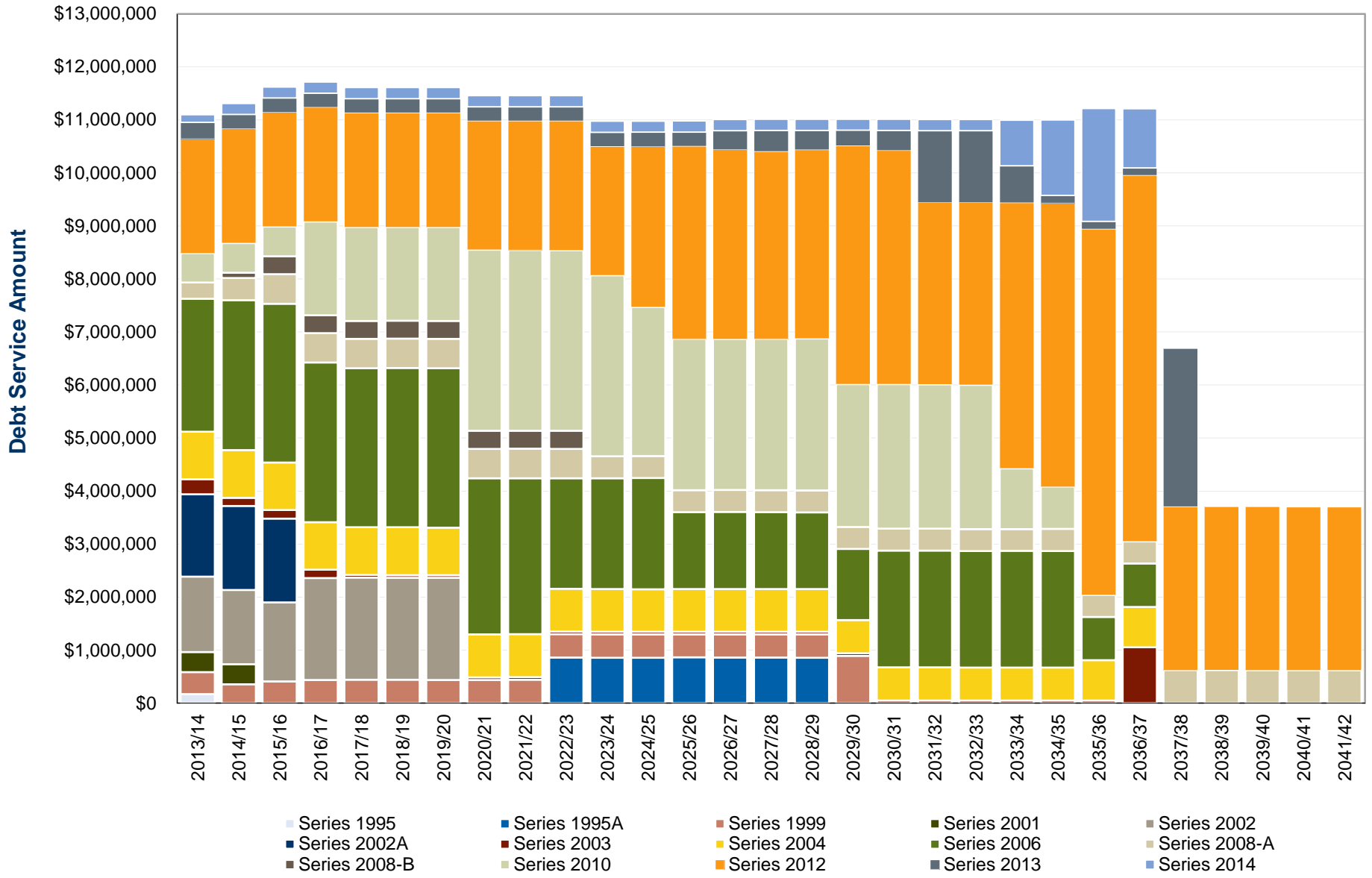
Date	Principal	Interest	Debt Service	FYE 8/31 Debt Service
02/15/36	\$ -	\$ 930,387.50	\$ 930,387.50	
08/15/36	9,355,000.00	930,387.50	10,285,387.50	\$ 11,215,775.00
02/15/37	-	705,025.00	705,025.00	
08/15/37	9,800,000.00	705,025.00	10,505,025.00	11,210,050.00
02/15/38	-	465,087.50	465,087.50	
08/15/38	5,755,000.00	465,087.50	6,220,087.50	6,685,175.00
02/15/39	-	323,087.50	323,087.50	
08/15/39	3,055,000.00	323,087.50	3,378,087.50	3,701,175.00
02/15/40	-	248,012.50	248,012.50	
08/15/40	3,205,000.00	248,012.50	3,453,012.50	3,701,025.00
02/15/41	-	169,237.50	169,237.50	
08/15/41	3,360,000.00	169,237.50	3,529,237.50	3,698,475.00
02/15/42	-	86,650.00	86,650.00	
08/15/42	<u>3,525,000.00</u>	<u>86,650.00</u>	<u>3,611,650.00</u>	<u>3,698,300.00</u>
Total	<u>\$ 141,381,816.54</u>	<u>\$ 149,482,035.46</u>	<u>\$ 290,863,852.00</u>	<u>\$ 290,863,852.00</u>



Outstanding Unlimited Tax Debt by Series

Section 2

Little Elm Independent School District Outstanding Unlimited Tax Debt by Series



Note: Debt service payments reflect payments from September 1 through August 31.

**Little Elm Independent School District
Outstanding Unlimited Tax Debt Service By Series**

Year	U/L Tax Sch Bldg & Ref Bonds, Series 1995	U/L Tax Ref Bonds, Series 1995A	U/L Tax Sch Bldg & Ref Bonds, Series 1999	U/L Tax Sch Bldg & Ref Bonds, Series 2001	U/L Tax Sch Bldg & Ref Bonds, Series 2002	U/L Tax Sch Bldg & Ref Bonds, Series 2002A	U/L Tax Sch Bldg & Ref Bonds, Series 2003	U/L Tax Sch Bldg & Ref Bonds, Series 2004
2013/14	\$ 170,000.00	\$ -	\$ 415,000.00	\$ 380,000.00	\$ 1,420,000.00	\$1,555,000.00	\$ 281,625.00	\$ 895,901.26
2014/15	-	-	353,473.46	380,000.00	1,400,000.00	1,585,000.00	155,250.00	897,213.76
2015/16	-	-	410,000.00	-	1,490,000.00	1,580,000.00	160,250.00	897,013.76
2016/17	-	-	434,936.23	-	1,925,000.00	-	155,250.00	896,213.76
2017/18	-	-	442,805.10	-	1,925,000.00	-	50,250.00	899,403.76
2018/19	-	-	440,000.00	-	1,925,000.00	-	50,250.00	901,343.76
2019/20	-	-	438,692.66	-	1,925,000.00	-	50,250.00	896,993.76
2020/21	-	-	437,754.42	-	-	-	50,250.00	806,650.00
2021/22	-	-	440,000.00	-	-	-	50,250.00	808,875.00
2022/23	-	860,000.00	440,000.00	-	-	-	50,250.00	805,200.00
2023/24	-	855,000.00	440,000.00	-	-	-	50,250.00	805,312.50
2024/25	-	855,000.00	440,000.00	-	-	-	50,250.00	804,500.00
2025/26	-	865,000.00	430,000.00	-	-	-	50,250.00	807,175.00
2026/27	-	860,000.00	435,000.00	-	-	-	50,250.00	808,662.50
2027/28	-	860,000.00	435,000.00	-	-	-	50,250.00	808,962.50
2028/29	-	855,000.00	440,000.00	-	-	-	50,250.00	808,075.00
2029/30	-	-	890,000.00	-	-	-	50,250.00	626,000.00
2030/31	-	-	-	-	-	-	50,250.00	625,250.00
2031/32	-	-	-	-	-	-	50,250.00	623,500.00
2032/33	-	-	-	-	-	-	50,250.00	620,750.00
2033/34	-	-	-	-	-	-	50,250.00	622,000.00
2034/35	-	-	-	-	-	-	50,250.00	622,000.00
2035/36	-	-	-	-	-	-	50,250.00	760,750.00
2036/37	-	-	-	-	-	-	1,055,250.00	761,250.00
2037/38	-	-	-	-	-	-	-	-
2038/39	-	-	-	-	-	-	-	-
2039/40	-	-	-	-	-	-	-	-
2040/41	-	-	-	-	-	-	-	-
2041/42	-	-	-	-	-	-	-	-
Total	\$ 170,000.00	\$6,010,000.00	\$7,762,661.87	\$ 760,000.00	\$12,010,000.00	\$4,720,000.00	\$ 2,762,375.00	\$18,808,996.32

Note: Debt service payments reflect payments from September 1 through August 31.

Little Elm Independent School District
Outstanding Unlimited Tax Debt Service By Series

Year	U/L Tax Sch Bldg & Ref Bonds, Series 2006	U/L Tax Sch Bldg Bonds, Series 2008-A	U/L Tax Ref Bonds, Series 2008-B	U/L Tax Ref Bonds, Series 2010	U/L Tax Sch Bldg & Ref Bonds, Series 2012	U/L Tax Sch Bldg & Ref Bonds, Series 2013	U/L Tax Ref Bonds, Series 2014	Total Annual Debt Service
2013/14	\$ 2,510,381.26	\$ 302,912.50	\$ -	\$ 557,800.00	\$ 2,156,650.00	\$ 307,375.00 ^(A)	\$ 145,600.00 ^(B)	\$ 11,098,245.02
2014/15	2,830,218.76	417,912.50	100,000.00	557,800.00	2,156,650.00	266,575.00	210,800.00	11,310,893.48
2015/16	2,994,968.76	557,912.50	340,000.00	557,800.00	2,156,650.00	266,575.00	210,800.00	11,621,970.02
2016/17	3,013,218.76	552,912.50	340,000.00	1,762,800.00	2,156,650.00	266,575.00	210,800.00	11,714,356.25
2017/18	2,998,018.76	552,912.50	340,000.00	1,767,800.00	2,156,650.00	266,575.00	210,800.00	11,610,215.12
2018/19	3,003,718.76	552,912.50	340,000.00	1,762,800.00	2,156,650.00	266,575.00	210,800.00	11,610,050.02
2019/20	3,006,325.00	552,912.50	340,000.00	1,767,800.00	2,156,650.00	266,575.00	210,800.00	11,611,998.92
2020/21	2,944,825.00	557,512.50	340,000.00	3,412,800.00	2,431,650.00	266,575.00	210,800.00	11,458,816.91
2021/22	2,941,825.00	556,512.50	340,000.00	3,407,800.00	2,436,650.00	266,575.00	210,800.00	11,459,287.50
2022/23	2,084,325.00	555,112.50	340,000.00	3,407,800.00	2,436,650.00	266,575.00	210,800.00	11,456,712.50
2023/24	2,089,825.00	413,312.50	-	3,412,800.00	2,431,650.00	266,575.00	210,800.00	10,975,525.00
2024/25	2,097,075.00	411,712.50	-	2,812,800.00	3,029,775.00	266,575.00	210,800.00	10,978,487.50
2025/26	1,450,825.00	414,912.50	-	2,852,800.00	3,633,375.00	266,575.00	210,800.00	10,981,712.50
2026/27	1,452,300.00	412,712.50	-	2,847,800.00	3,573,075.00	356,575.00	210,800.00	11,007,175.00
2027/28	1,447,200.00	415,312.50	-	2,852,800.00	3,533,225.00	396,575.00	210,800.00	11,010,125.00
2028/29	1,445,750.00	412,512.50	-	2,864,400.00	3,558,225.00	366,575.00	210,800.00	11,011,587.50
2029/30	1,342,725.00	414,012.50	-	2,691,800.00	4,496,125.00	292,325.00	210,800.00	11,014,037.50
2030/31	2,202,625.00	415,087.50	-	2,722,400.00	4,406,281.26	381,050.00	210,800.00	11,013,743.76
2031/32	2,202,250.00	415,737.50	-	2,718,200.00	3,431,750.00	1,355,950.00	210,800.00	11,008,437.50
2032/33	2,194,750.00	415,962.50	-	2,720,400.00	3,439,250.00	1,354,200.00	210,800.00	11,006,362.50
2033/34	2,198,250.00	410,762.50	-	1,143,600.00	5,012,250.00	698,400.00	860,800.00	10,996,312.50
2034/35	2,197,000.00	415,350.00	-	800,800.00	5,347,250.00	142,000.00	1,423,175.00	10,997,825.00
2035/36	816,000.00	414,300.00	-	-	6,902,000.00	142,000.00	2,130,475.00	11,215,775.00
2036/37	819,000.00	412,825.00	-	-	6,904,250.00	142,000.00	1,115,475.00	11,210,050.00
2037/38	-	620,925.00	-	-	3,082,250.00	2,982,000.00	-	6,685,175.00
2038/39	-	619,675.00	-	-	3,081,500.00	-	-	3,701,175.00
2039/40	-	616,275.00	-	-	3,084,750.00	-	-	3,701,025.00
2040/41	-	616,975.00	-	-	3,081,500.00	-	-	3,698,475.00
2041/42	-	616,550.00	-	-	3,081,750.00	-	-	3,698,300.00
Total	<u>\$52,283,400.06</u>	<u>\$14,044,437.50</u>	<u>\$ 2,820,000.00</u>	<u>\$49,403,600.00</u>	<u>\$97,511,731.26</u>	<u>\$12,115,925.00</u>	<u>\$9,680,725.00</u>	<u>\$ 290,863,852.00</u>

Note: Debt service payments reflect payments from September 1 through August 31.

^(A) Includes accrued interest of \$30,451.04 on Series 2013 Bonds.

^(B) Includes accrued interest of \$19,360.00 on Series 2014 Bonds.

Little Elm Independent School District
Unlimited Tax School Building And Refunding Bonds, Series 1995

<u>Date</u>	<u>Principal</u>	<u>Interest</u>	<u>Debt Service</u>	<u>FYE 8/31 Debt Service</u>
02/15/14	\$ -	\$ -	\$ -	
08/15/14	<u>36,428.57</u>	<u>133,571.43</u>	<u>170,000.00</u>	<u>\$ 170,000.00</u>
Total	<u>\$ 36,428.57</u>	<u>\$ 133,571.43</u>	<u>\$ 170,000.00</u>	<u>\$ 170,000.00</u>

**Little Elm Independent School District
Unlimited Tax Refunding Bonds, Series 1995A**

<u>Date</u>	<u>Principal</u>	<u>Interest</u>	<u>Debt Service</u>	<u>FYE 8/31 Debt Service</u>
02/15/14	\$ -	\$ -	\$ -	
08/15/14	-	-	-	\$ -
02/15/15	-	-	-	
08/15/15	-	-	-	-
02/15/16	-	-	-	
08/15/16	-	-	-	-
02/15/17	-	-	-	
08/15/17	-	-	-	-
02/15/18	-	-	-	
08/15/18	-	-	-	-
02/15/19	-	-	-	
08/15/19	-	-	-	-
02/15/20	-	-	-	
08/15/20	-	-	-	-
02/15/21	-	-	-	
08/15/21	-	-	-	-
02/15/22	-	-	-	
08/15/22	-	-	-	-
02/15/23	-	-	-	
08/15/23	15,000.00	845,000.00	860,000.00	860,000.00
02/15/24	-	-	-	
08/15/24	15,000.00	840,000.00	855,000.00	855,000.00
02/15/25	-	-	-	
08/15/25	15,000.00	840,000.00	855,000.00	855,000.00
02/15/26	-	-	-	
08/15/26	15,000.00	850,000.00	865,000.00	865,000.00
02/15/27	-	-	-	
08/15/27	10,000.00	850,000.00	860,000.00	860,000.00
02/15/28	-	-	-	
08/15/28	10,000.00	850,000.00	860,000.00	860,000.00
02/15/29	-	-	-	
08/15/29	<u>10,000.00</u>	<u>845,000.00</u>	<u>855,000.00</u>	<u>\$ 855,000.00</u>
Total	<u>\$ 90,000.00</u>	<u>\$ 5,920,000.00</u>	<u>\$ 6,010,000.00</u>	<u>\$ 6,010,000.00</u>

Little Elm Independent School District
Unlimited Tax School Building And Refunding Bonds, Series 1999

<u>Date</u>	<u>Principal</u>	<u>Interest</u>	<u>Debt Service</u>	<u>FYE 8/31 Debt Service</u>
02/15/14	\$ -	\$ -	\$ -	
08/15/14	174,565.60	240,434.40	415,000.00	\$ 415,000.00
02/15/15	-	-	-	
08/15/15	139,147.50	214,325.96	353,473.46	353,473.46
02/15/16	-	-	-	
08/15/16	152,134.60	257,865.40	410,000.00	410,000.00
02/15/17	-	-	-	
08/15/17	150,817.10	284,119.13	434,936.23	434,936.23
02/15/18	-	-	-	
08/15/18	144,661.30	298,143.80	442,805.10	442,805.10
02/15/19	-	-	-	
08/15/19	135,427.60	304,572.40	440,000.00	440,000.00
02/15/20	-	-	-	
08/15/20	125,175.60	313,517.06	438,692.66	438,692.66
02/15/21	-	-	-	
08/15/21	117,589.20	320,165.22	437,754.42	437,754.42
02/15/22	-	-	-	
08/15/22	111,267.20	328,732.80	440,000.00	440,000.00
02/15/23	-	-	-	
08/15/23	104,266.80	335,733.20	440,000.00	440,000.00
02/15/24	-	-	-	
08/15/24	98,137.60	341,862.40	440,000.00	440,000.00
02/15/25	-	-	-	
08/15/25	91,678.40	348,321.60	440,000.00	440,000.00
02/15/26	-	-	-	
08/15/26	84,305.80	345,694.20	430,000.00	430,000.00
02/15/27	-	-	-	
08/15/27	80,248.80	354,751.20	435,000.00	435,000.00
02/15/28	-	-	-	
08/15/28	75,089.70	359,910.30	435,000.00	435,000.00
02/15/29	-	-	-	
08/15/29	71,249.20	368,750.80	440,000.00	440,000.00
02/15/30	-	-	-	
08/15/30	<u>135,164.30</u>	<u>754,835.70</u>	<u>890,000.00</u>	<u>890,000.00</u>
Total	<u>\$ 1,990,926.30</u>	<u>\$ 5,771,735.57</u>	<u>\$ 7,762,661.87</u>	<u>\$ 7,762,661.87</u>

Little Elm Independent School District
Unlimited Tax School Building And Refunding Bonds, Series 2001

<u>Date</u>	<u>Principal</u>	<u>Interest</u>	<u>Debt Service</u>	<u>FYE 8/31 Debt Service</u>
02/15/14	\$ -	\$ -	\$ -	
08/15/14	193,461.80	186,538.20	380,000.00	\$ 380,000.00
02/15/15	-	-	-	
08/15/15	<u>181,434.80</u>	<u>198,565.20</u>	<u>380,000.00</u>	<u>380,000.00</u>
Total	<u>\$ 374,896.60</u>	<u>\$ 385,103.40</u>	<u>\$ 760,000.00</u>	<u>\$ 760,000.00</u>

Little Elm Independent School District
Unlimited Tax School Building And Refunding Bonds, Series 2002

<u>Date</u>	<u>Principal</u>	<u>Interest</u>	<u>Debt Service</u>	<u>FYE 8/31 Debt Service</u>
02/15/14	\$ -	\$ -	\$ -	
08/15/14	731,811.20	688,188.80	1,420,000.00	\$ 1,420,000.00
02/15/15	-	-	-	
08/15/15	674,926.00	725,074.00	1,400,000.00	1,400,000.00
02/15/16	-	-	-	
08/15/16	670,634.10	819,365.90	1,490,000.00	1,490,000.00
02/15/17	-	-	-	
08/15/17	815,815.00	1,109,185.00	1,925,000.00	1,925,000.00
02/15/18	-	-	-	
08/15/18	766,496.50	1,158,503.50	1,925,000.00	1,925,000.00
02/15/19	-	-	-	
08/15/19	718,390.75	1,206,609.25	1,925,000.00	1,925,000.00
02/15/20	-	-	-	
08/15/20	<u>675,039.75</u>	<u>1,249,960.25</u>	<u>1,925,000.00</u>	<u>1,925,000.00</u>
Total	<u>\$ 5,053,113.30</u>	<u>\$ 6,956,886.70</u>	<u>\$ 12,010,000.00</u>	<u>\$ 12,010,000.00</u>

Little Elm Independent School District
Unlimited Tax School Building And Refunding Bonds, Series 2002A

<u>Date</u>	<u>Principal</u>	<u>Interest</u>	<u>Debt Service</u>	<u>FYE 8/31 Debt Service</u>
02/15/14	\$ -	\$ -	\$ -	
08/15/14	203,267.98	1,351,732.02	1,555,000.00	\$ 1,555,000.00
02/15/15	-	-	-	
08/15/15	187,697.37	1,397,302.63	1,585,000.00	1,585,000.00
02/15/16	-	-	-	
08/15/16	<u>151,344.21</u>	<u>1,428,655.79</u>	<u>1,580,000.00</u>	<u>1,580,000.00</u>
Total	<u>\$ 542,309.56</u>	<u>\$ 4,177,690.44</u>	<u>\$ 4,720,000.00</u>	<u>\$ 4,720,000.00</u>

Little Elm Independent School District
Unlimited Tax School Building And Refunding Bonds, Series 2003

<u>Date</u>	<u>Principal</u>	<u>Interest</u>	<u>Debt Service</u>	<u>FYE 8/31 Debt Service</u>
02/15/14	\$ -	\$ 151,500.00	\$ 151,500.00	
08/15/14	63,166.95	66,958.05	130,125.00	\$ 281,625.00
02/15/15	-	25,125.00	25,125.00	
08/15/15	58,780.05	71,344.95	130,125.00	155,250.00
02/15/16	-	25,125.00	25,125.00	
08/15/16	57,934.80	77,190.20	135,125.00	160,250.00
02/15/17	-	25,125.00	25,125.00	
08/15/17	51,927.75	78,197.25	130,125.00	155,250.00
02/15/18	-	25,125.00	25,125.00	
08/15/18	-	25,125.00	25,125.00	50,250.00
02/15/19	-	25,125.00	25,125.00	
08/15/19	-	25,125.00	25,125.00	50,250.00
02/15/20	-	25,125.00	25,125.00	
08/15/20	-	25,125.00	25,125.00	50,250.00
02/15/21	-	25,125.00	25,125.00	
08/15/21	-	25,125.00	25,125.00	50,250.00
02/15/22	-	25,125.00	25,125.00	
08/15/22	-	25,125.00	25,125.00	50,250.00
02/15/23	-	25,125.00	25,125.00	
08/15/23	-	25,125.00	25,125.00	50,250.00
02/15/24	-	25,125.00	25,125.00	
08/15/24	-	25,125.00	25,125.00	50,250.00
02/15/25	-	25,125.00	25,125.00	
08/15/25	-	25,125.00	25,125.00	50,250.00
02/15/26	-	25,125.00	25,125.00	
08/15/26	-	25,125.00	25,125.00	50,250.00
02/15/27	-	25,125.00	25,125.00	
08/15/27	-	25,125.00	25,125.00	50,250.00
02/15/28	-	25,125.00	25,125.00	
08/15/28	-	25,125.00	25,125.00	50,250.00
02/15/29	-	25,125.00	25,125.00	
08/15/29	-	25,125.00	25,125.00	50,250.00
02/15/30	-	25,125.00	25,125.00	
08/15/30	-	25,125.00	25,125.00	50,250.00
02/15/31	-	25,125.00	25,125.00	
08/15/31	-	25,125.00	25,125.00	50,250.00
02/15/32	-	25,125.00	25,125.00	
08/15/32	-	25,125.00	25,125.00	50,250.00
02/15/33	-	25,125.00	25,125.00	
08/15/33	-	25,125.00	25,125.00	50,250.00
02/15/34	-	25,125.00	25,125.00	
08/15/34	-	25,125.00	25,125.00	50,250.00
02/15/35	-	25,125.00	25,125.00	
08/15/35	-	25,125.00	25,125.00	50,250.00

Little Elm Independent School District
Unlimited Tax School Building And Refunding Bonds, Series 2003

<u>Date</u>	<u>Principal</u>	<u>Interest</u>	<u>Debt Service</u>	<u>FYE 8/31 Debt Service</u>
02/15/36	\$ -	\$ 25,125.00	\$ 25,125.00	
08/15/36	-	25,125.00	25,125.00	\$ 50,250.00
02/15/37	-	25,125.00	25,125.00	
08/15/37	<u>1,005,000.00</u>	<u>25,125.00</u>	<u>1,030,125.00</u>	<u>1,055,250.00</u>
Total	<u>\$ 1,236,809.55</u>	<u>\$ 1,525,565.45</u>	<u>\$ 2,762,375.00</u>	<u>\$ 2,762,375.00</u>

Little Elm Independent School District
Unlimited Tax School Building And Refunding Bonds, Series 2004

<u>Date</u>	<u>Principal</u>	<u>Interest</u>	<u>Debt Service</u>	<u>FYE 8/31 Debt Service</u>
02/15/14	\$ -	\$ 265,450.63	\$ 265,450.63	
08/15/14	365,000.00	265,450.63	630,450.63	\$ 895,901.26
02/15/15	-	258,606.88	258,606.88	
08/15/15	380,000.00	258,606.88	638,606.88	897,213.76
02/15/16	-	251,006.88	251,006.88	
08/15/16	395,000.00	251,006.88	646,006.88	897,013.76
02/15/17	-	243,106.88	243,106.88	
08/15/17	410,000.00	243,106.88	653,106.88	896,213.76
02/15/18	-	234,701.88	234,701.88	
08/15/18	430,000.00	234,701.88	664,701.88	899,403.76
02/15/19	-	225,671.88	225,671.88	
08/15/19	450,000.00	225,671.88	675,671.88	901,343.76
02/15/20	-	215,996.88	215,996.88	
08/15/20	465,000.00	215,996.88	680,996.88	896,993.76
02/15/21	-	205,825.00	205,825.00	
08/15/21	395,000.00	205,825.00	600,825.00	806,650.00
02/15/22	-	196,937.50	196,937.50	
08/15/22	415,000.00	196,937.50	611,937.50	808,875.00
02/15/23	-	187,600.00	187,600.00	
08/15/23	430,000.00	187,600.00	617,600.00	805,200.00
02/15/24	-	177,656.25	177,656.25	
08/15/24	450,000.00	177,656.25	627,656.25	805,312.50
02/15/25	-	167,250.00	167,250.00	
08/15/25	470,000.00	167,250.00	637,250.00	804,500.00
02/15/26	-	156,087.50	156,087.50	
08/15/26	495,000.00	156,087.50	651,087.50	807,175.00
02/15/27	-	144,331.25	144,331.25	
08/15/27	520,000.00	144,331.25	664,331.25	808,662.50
02/15/28	-	131,981.25	131,981.25	
08/15/28	545,000.00	131,981.25	676,981.25	808,962.50
02/15/29	-	119,037.50	119,037.50	
08/15/29	570,000.00	119,037.50	689,037.50	808,075.00
02/15/30	-	105,500.00	105,500.00	
08/15/30	415,000.00	105,500.00	520,500.00	626,000.00
02/15/31	-	95,125.00	95,125.00	
08/15/31	435,000.00	95,125.00	530,125.00	625,250.00
02/15/32	-	84,250.00	84,250.00	
08/15/32	455,000.00	84,250.00	539,250.00	623,500.00
02/15/33	-	72,875.00	72,875.00	
08/15/33	475,000.00	72,875.00	547,875.00	620,750.00
02/15/34	-	61,000.00	61,000.00	
08/15/34	500,000.00	61,000.00	561,000.00	622,000.00
02/15/35	-	48,500.00	48,500.00	
08/15/35	525,000.00	48,500.00	573,500.00	622,000.00

Little Elm Independent School District
Unlimited Tax School Building And Refunding Bonds, Series 2004

<u>Date</u>	<u>Principal</u>	<u>Interest</u>	<u>Debt Service</u>	<u>FYE 8/31 Debt Service</u>
02/15/36	\$ -	\$ 35,375.00	\$ 35,375.00	
08/15/36	690,000.00	35,375.00	725,375.00	\$ 760,750.00
02/15/37	-	18,125.00	18,125.00	
08/15/37	<u>725,000.00</u>	<u>18,125.00</u>	<u>743,125.00</u>	<u>761,250.00</u>
Total	<u>\$ 11,405,000.00</u>	<u>\$ 7,403,996.32</u>	<u>\$ 18,808,996.32</u>	<u>\$ 18,808,996.32</u>

Little Elm Independent School District
Unlimited Tax School Building And Refunding Bonds, Series 2006

<u>Date</u>	<u>Principal</u>	<u>Interest</u>	<u>Debt Service</u>	<u>FYE 8/31 Debt Service</u>
02/15/14	\$ -	\$ 782,690.63	\$ 782,690.63	
08/15/14	945,000.00	782,690.63	1,727,690.63	\$ 2,510,381.26
02/15/15	-	762,609.38	762,609.38	
08/15/15	1,305,000.00	762,609.38	2,067,609.38	2,830,218.76
02/15/16	-	729,984.38	729,984.38	
08/15/16	1,535,000.00	729,984.38	2,264,984.38	2,994,968.76
02/15/17	-	691,609.38	691,609.38	
08/15/17	1,630,000.00	691,609.38	2,321,609.38	3,013,218.76
02/15/18	-	659,009.38	659,009.38	
08/15/18	1,680,000.00	659,009.38	2,339,009.38	2,998,018.76
02/15/19	-	624,359.38	624,359.38	
08/15/19	1,755,000.00	624,359.38	2,379,359.38	3,003,718.76
02/15/20	-	588,162.50	588,162.50	
08/15/20	1,830,000.00	588,162.50	2,418,162.50	3,006,325.00
02/15/21	-	542,412.50	542,412.50	
08/15/21	1,860,000.00	542,412.50	2,402,412.50	2,944,825.00
02/15/22	-	495,912.50	495,912.50	
08/15/22	1,950,000.00	495,912.50	2,445,912.50	2,941,825.00
02/15/23	-	447,162.50	447,162.50	
08/15/23	1,190,000.00	447,162.50	1,637,162.50	2,084,325.00
02/15/24	-	417,412.50	417,412.50	
08/15/24	1,255,000.00	417,412.50	1,672,412.50	2,089,825.00
02/15/25	-	386,037.50	386,037.50	
08/15/25	1,325,000.00	386,037.50	1,711,037.50	2,097,075.00
02/15/26	-	352,912.50	352,912.50	
08/15/26	745,000.00	352,912.50	1,097,912.50	1,450,825.00
02/15/27	-	336,150.00	336,150.00	
08/15/27	780,000.00	336,150.00	1,116,150.00	1,452,300.00
02/15/28	-	318,600.00	318,600.00	
08/15/28	810,000.00	318,600.00	1,128,600.00	1,447,200.00
02/15/29	-	300,375.00	300,375.00	
08/15/29	845,000.00	300,375.00	1,145,375.00	1,445,750.00
02/15/30	-	281,362.50	281,362.50	
08/15/30	780,000.00	281,362.50	1,061,362.50	1,342,725.00
02/15/31	-	263,812.50	263,812.50	
08/15/31	1,675,000.00	263,812.50	1,938,812.50	2,202,625.00
02/15/32	-	226,125.00	226,125.00	
08/15/32	1,750,000.00	226,125.00	1,976,125.00	2,202,250.00
02/15/33	-	182,375.00	182,375.00	
08/15/33	1,830,000.00	182,375.00	2,012,375.00	2,194,750.00
02/15/34	-	136,625.00	136,625.00	
08/15/34	1,925,000.00	136,625.00	2,061,625.00	2,198,250.00
02/15/35	-	88,500.00	88,500.00	
08/15/35	2,020,000.00	88,500.00	2,108,500.00	2,197,000.00

Little Elm Independent School District
Unlimited Tax School Building And Refunding Bonds, Series 2006

<u>Date</u>	<u>Principal</u>	<u>Interest</u>	<u>Debt Service</u>	<u>FYE 8/31 Debt Service</u>
02/15/36	\$ -	\$ 38,000.00	\$ 38,000.00	
08/15/36	740,000.00	38,000.00	778,000.00	\$ 816,000.00
02/15/37	-	19,500.00	19,500.00	
08/15/37	<u>780,000.00</u>	<u>19,500.00</u>	<u>799,500.00</u>	<u>819,000.00</u>
Total	<u>\$ 32,940,000.00</u>	<u>\$ 19,343,400.06</u>	<u>\$ 52,283,400.06</u>	<u>\$ 52,283,400.06</u>

**Little Elm Independent School District
Unlimited Tax School Building Bonds, Series 2008-A**

<u>Date</u>	<u>Principal</u>	<u>Interest</u>	<u>Debt Service</u>	<u>FYE 8/31 Debt Service</u>
02/15/14	\$ -	\$ 151,456.25	\$ 151,456.25	
08/15/14	-	151,456.25	151,456.25	\$ 302,912.50
02/15/15	-	151,456.25	151,456.25	
08/15/15	55,000.00	211,456.25	266,456.25	417,912.50
02/15/16	-	151,456.25	151,456.25	
08/15/16	110,000.00	296,456.25	406,456.25	557,912.50
02/15/17	-	151,456.25	151,456.25	
08/15/17	105,000.00	296,456.25	401,456.25	552,912.50
02/15/18	-	151,456.25	151,456.25	
08/15/18	100,000.00	301,456.25	401,456.25	552,912.50
02/15/19	-	151,456.25	151,456.25	
08/15/19	250,000.00	151,456.25	401,456.25	552,912.50
02/15/20	-	146,456.25	146,456.25	
08/15/20	260,000.00	146,456.25	406,456.25	552,912.50
02/15/21	-	141,256.25	141,256.25	
08/15/21	275,000.00	141,256.25	416,256.25	557,512.50
02/15/22	-	135,756.25	135,756.25	
08/15/22	285,000.00	135,756.25	420,756.25	556,512.50
02/15/23	-	130,056.25	130,056.25	
08/15/23	295,000.00	130,056.25	425,056.25	555,112.50
02/15/24	-	124,156.25	124,156.25	
08/15/24	165,000.00	124,156.25	289,156.25	413,312.50
02/15/25	-	120,856.25	120,856.25	
08/15/25	170,000.00	120,856.25	290,856.25	411,712.50
02/15/26	-	117,456.25	117,456.25	
08/15/26	180,000.00	117,456.25	297,456.25	414,912.50
02/15/27	-	113,856.25	113,856.25	
08/15/27	185,000.00	113,856.25	298,856.25	412,712.50
02/15/28	-	110,156.25	110,156.25	
08/15/28	195,000.00	110,156.25	305,156.25	415,312.50
02/15/29	-	106,256.25	106,256.25	
08/15/29	200,000.00	106,256.25	306,256.25	412,512.50
02/15/30	-	102,006.25	102,006.25	
08/15/30	210,000.00	102,006.25	312,006.25	414,012.50
02/15/31	-	97,543.75	97,543.75	
08/15/31	220,000.00	97,543.75	317,543.75	415,087.50
02/15/32	-	92,868.75	92,868.75	
08/15/32	230,000.00	92,868.75	322,868.75	415,737.50
02/15/33	-	87,981.25	87,981.25	
08/15/33	240,000.00	87,981.25	327,981.25	415,962.50
02/15/34	-	82,881.25	82,881.25	
08/15/34	245,000.00	82,881.25	327,881.25	410,762.50
02/15/35	-	77,675.00	77,675.00	
08/15/35	260,000.00	77,675.00	337,675.00	415,350.00

**Little Elm Independent School District
Unlimited Tax School Building Bonds, Series 2008-A**

<u>Date</u>	<u>Principal</u>	<u>Interest</u>	<u>Debt Service</u>	<u>FYE 8/31 Debt Service</u>
02/15/36	\$ -	\$ 72,150.00	\$ 72,150.00	
08/15/36	270,000.00	72,150.00	342,150.00	\$ 414,300.00
02/15/37	-	66,412.50	66,412.50	
08/15/37	280,000.00	66,412.50	346,412.50	412,825.00
02/15/38	-	60,462.50	60,462.50	
08/15/38	500,000.00	60,462.50	560,462.50	620,925.00
02/15/39	-	49,837.50	49,837.50	
08/15/39	520,000.00	49,837.50	569,837.50	619,675.00
02/15/40	-	38,137.50	38,137.50	
08/15/40	540,000.00	38,137.50	578,137.50	616,275.00
02/15/41	-	25,987.50	25,987.50	
08/15/41	565,000.00	25,987.50	590,987.50	616,975.00
02/15/42	-	13,275.00	13,275.00	
08/15/42	<u>590,000.00</u>	<u>13,275.00</u>	<u>603,275.00</u>	<u>616,550.00</u>
Total	<u>\$ 7,500,000.00</u>	<u>\$ 6,544,437.50</u>	<u>\$ 14,044,437.50</u>	<u>\$ 14,044,437.50</u>

**Little Elm Independent School District
Unlimited Tax Refunding Bonds, Series 2008-B**

<u>Date</u>	<u>Principal</u>	<u>Interest</u>	<u>Debt Service</u>	<u>FYE 8/31 Debt Service</u>
02/15/14	\$ -	\$ -	\$ -	
08/15/14	-	-	-	\$ -
02/15/15	-	-	-	
08/15/15	52,332.66	47,667.34	100,000.00	100,000.00
02/15/16	-	-	-	
08/15/16	150,000.00	190,000.00	340,000.00	340,000.00
02/15/17	-	-	-	
08/15/17	145,000.00	195,000.00	340,000.00	340,000.00
02/15/18	-	-	-	
08/15/18	135,000.00	205,000.00	340,000.00	340,000.00
02/15/19	-	-	-	
08/15/19	130,000.00	210,000.00	340,000.00	340,000.00
02/15/20	-	-	-	
08/15/20	125,000.00	215,000.00	340,000.00	340,000.00
02/15/21	-	-	-	
08/15/21	115,000.00	225,000.00	340,000.00	340,000.00
02/15/22	-	-	-	
08/15/22	110,000.00	230,000.00	340,000.00	340,000.00
02/15/23	-	-	-	
08/15/23	<u>105,000.00</u>	<u>235,000.00</u>	<u>340,000.00</u>	<u>340,000.00</u>
Total	<u>\$ 1,067,332.66</u>	<u>\$ 1,752,667.34</u>	<u>\$ 2,820,000.00</u>	<u>\$ 2,820,000.00</u>

**Little Elm Independent School District
Unlimited Tax Refunding Bonds, Series 2010**

<u>Date</u>	<u>Principal</u>	<u>Interest</u>	<u>Debt Service</u>	<u>FYE 8/31 Debt Service</u>
02/15/14	\$ -	\$ 278,900.00	\$ 278,900.00	
08/15/14	-	278,900.00	278,900.00	\$ 557,800.00
02/15/15	-	278,900.00	278,900.00	
08/15/15	-	278,900.00	278,900.00	557,800.00
02/15/16	-	278,900.00	278,900.00	
08/15/16	-	278,900.00	278,900.00	557,800.00
02/15/17	-	278,900.00	278,900.00	
08/15/17	550,000.00	933,900.00	1,483,900.00	1,762,800.00
02/15/18	-	278,900.00	278,900.00	
08/15/18	490,000.00	998,900.00	1,488,900.00	1,767,800.00
02/15/19	-	278,900.00	278,900.00	
08/15/19	440,000.00	1,043,900.00	1,483,900.00	1,762,800.00
02/15/20	-	278,900.00	278,900.00	
08/15/20	390,000.00	1,098,900.00	1,488,900.00	1,767,800.00
02/15/21	-	278,900.00	278,900.00	
08/15/21	820,000.00	2,313,900.00	3,133,900.00	3,412,800.00
02/15/22	-	278,900.00	278,900.00	
08/15/22	725,000.00	2,403,900.00	3,128,900.00	3,407,800.00
02/15/23	-	278,900.00	278,900.00	
08/15/23	650,000.00	2,478,900.00	3,128,900.00	3,407,800.00
02/15/24	-	278,900.00	278,900.00	
08/15/24	580,000.00	2,553,900.00	3,133,900.00	3,412,800.00
02/15/25	-	278,900.00	278,900.00	
08/15/25	410,000.00	2,123,900.00	2,533,900.00	2,812,800.00
02/15/26	-	278,900.00	278,900.00	
08/15/26	365,000.00	2,208,900.00	2,573,900.00	2,852,800.00
02/15/27	-	278,900.00	278,900.00	
08/15/27	330,000.00	2,238,900.00	2,568,900.00	2,847,800.00
02/15/28	-	278,900.00	278,900.00	
08/15/28	475,000.00	2,098,900.00	2,573,900.00	2,852,800.00
02/15/29	-	274,700.00	274,700.00	
08/15/29	2,315,000.00	274,700.00	2,589,700.00	2,864,400.00
02/15/30	-	228,400.00	228,400.00	
08/15/30	2,235,000.00	228,400.00	2,463,400.00	2,691,800.00
02/15/31	-	183,700.00	183,700.00	
08/15/31	2,355,000.00	183,700.00	2,538,700.00	2,722,400.00
02/15/32	-	136,600.00	136,600.00	
08/15/32	2,445,000.00	136,600.00	2,581,600.00	2,718,200.00
02/15/33	-	87,700.00	87,700.00	
08/15/33	2,545,000.00	87,700.00	2,632,700.00	2,720,400.00
02/15/34	-	36,800.00	36,800.00	
08/15/34	1,070,000.00	36,800.00	1,106,800.00	1,143,600.00
02/15/35	-	15,400.00	15,400.00	
08/15/35	770,000.00	15,400.00	785,400.00	800,800.00
Total	<u>\$ 19,960,000.00</u>	<u>\$ 29,443,600.00</u>	<u>\$ 49,403,600.00</u>	<u>\$ 49,403,600.00</u>

Little Elm Independent School District
Unlimited Tax School Building and Refunding Bonds, Series 2012

<u>Date</u>	<u>Principal</u>	<u>Interest</u>	<u>Debt Service</u>	<u>FYE 8/31 Debt Service</u>
02/15/14	\$ -	\$ 1,078,325.00	\$ 1,078,325.00	
08/15/14	-	1,078,325.00	1,078,325.00	\$ 2,156,650.00
02/15/15	-	1,078,325.00	1,078,325.00	
08/15/15	-	1,078,325.00	1,078,325.00	2,156,650.00
02/15/16	-	1,078,325.00	1,078,325.00	
08/15/16	-	1,078,325.00	1,078,325.00	2,156,650.00
02/15/17	-	1,078,325.00	1,078,325.00	
08/15/17	-	1,078,325.00	1,078,325.00	2,156,650.00
02/15/18	-	1,078,325.00	1,078,325.00	
08/15/18	-	1,078,325.00	1,078,325.00	2,156,650.00
02/15/19	-	1,078,325.00	1,078,325.00	
08/15/19	-	1,078,325.00	1,078,325.00	2,156,650.00
02/15/20	-	1,078,325.00	1,078,325.00	
08/15/20	-	1,078,325.00	1,078,325.00	2,156,650.00
02/15/21	-	1,078,325.00	1,078,325.00	
08/15/21	110,000.00	1,243,325.00	1,353,325.00	2,431,650.00
02/15/22	-	1,078,325.00	1,078,325.00	
08/15/22	100,000.00	1,258,325.00	1,358,325.00	2,436,650.00
02/15/23	-	1,078,325.00	1,078,325.00	
08/15/23	90,000.00	1,268,325.00	1,358,325.00	2,436,650.00
02/15/24	-	1,078,325.00	1,078,325.00	
08/15/24	275,000.00	1,078,325.00	1,353,325.00	2,431,650.00
02/15/25	-	1,074,887.50	1,074,887.50	
08/15/25	880,000.00	1,074,887.50	1,954,887.50	3,029,775.00
02/15/26	-	1,061,687.50	1,061,687.50	
08/15/26	1,510,000.00	1,061,687.50	2,571,687.50	3,633,375.00
02/15/27	-	1,039,037.50	1,039,037.50	
08/15/27	1,495,000.00	1,039,037.50	2,534,037.50	3,573,075.00
02/15/28	-	1,016,612.50	1,016,612.50	
08/15/28	1,500,000.00	1,016,612.50	2,516,612.50	3,533,225.00
02/15/29	-	994,112.50	994,112.50	
08/15/29	1,570,000.00	994,112.50	2,564,112.50	3,558,225.00
02/15/30	-	970,562.50	970,562.50	
08/15/30	2,555,000.00	970,562.50	3,525,562.50	4,496,125.00
02/15/31	-	930,640.63	930,640.63	
08/15/31	2,545,000.00	930,640.63	3,475,640.63	4,406,281.26
02/15/32	-	890,875.00	890,875.00	
08/15/32	1,650,000.00	890,875.00	2,540,875.00	3,431,750.00
02/15/33	-	849,625.00	849,625.00	
08/15/33	1,740,000.00	849,625.00	2,589,625.00	3,439,250.00
02/15/34	-	806,125.00	806,125.00	
08/15/34	3,400,000.00	806,125.00	4,206,125.00	5,012,250.00
02/15/35	-	721,125.00	721,125.00	
08/15/35	3,905,000.00	721,125.00	4,626,125.00	5,347,250.00

Little Elm Independent School District
Unlimited Tax School Building and Refunding Bonds, Series 2012

<u>Date</u>	<u>Principal</u>	<u>Interest</u>	<u>Debt Service</u>	<u>FYE 8/31 Debt Service</u>
02/15/36	\$ -	\$ 623,500.00	\$ 623,500.00	
08/15/36	5,655,000.00	623,500.00	6,278,500.00	\$ 6,902,000.00
02/15/37	-	482,125.00	482,125.00	
08/15/37	5,940,000.00	482,125.00	6,422,125.00	6,904,250.00
02/15/38	-	333,625.00	333,625.00	
08/15/38	2,415,000.00	333,625.00	2,748,625.00	3,082,250.00
02/15/39	-	273,250.00	273,250.00	
08/15/39	2,535,000.00	273,250.00	2,808,250.00	3,081,500.00
02/15/40	-	209,875.00	209,875.00	
08/15/40	2,665,000.00	209,875.00	2,874,875.00	3,084,750.00
02/15/41	-	143,250.00	143,250.00	
08/15/41	2,795,000.00	143,250.00	2,938,250.00	3,081,500.00
02/15/42	-	73,375.00	73,375.00	
08/15/42	<u>2,935,000.00</u>	<u>73,375.00</u>	<u>3,008,375.00</u>	<u>3,081,750.00</u>
Total	<u>\$ 48,265,000.00</u>	<u>\$ 49,246,731.26</u>	<u>\$ 97,511,731.26</u>	<u>\$ 97,511,731.26</u>

Little Elm Independent School District
Unlimited Tax School Building and Refunding Bonds, Series 2013

<u>Date</u>	<u>Principal</u>	<u>Interest</u>	<u>Debt Service</u>	<u>FYE 8/31 Debt Service</u>
02/15/14	\$ -	\$ 133,687.50 ^(A)	\$ 133,687.50	
08/15/14	40,000.00	133,687.50	173,687.50	\$ 307,375.00
02/15/15	-	133,287.50	133,287.50	
08/15/15	-	133,287.50	133,287.50	266,575.00
02/15/16	-	133,287.50	133,287.50	
08/15/16	-	133,287.50	133,287.50	266,575.00
02/15/17	-	133,287.50	133,287.50	
08/15/17	-	133,287.50	133,287.50	266,575.00
02/15/18	-	133,287.50	133,287.50	
08/15/18	-	133,287.50	133,287.50	266,575.00
02/15/19	-	133,287.50	133,287.50	
08/15/19	-	133,287.50	133,287.50	266,575.00
02/15/20	-	133,287.50	133,287.50	
08/15/20	-	133,287.50	133,287.50	266,575.00
02/15/21	-	133,287.50	133,287.50	
08/15/21	-	133,287.50	133,287.50	266,575.00
02/15/22	-	133,287.50	133,287.50	
08/15/22	-	133,287.50	133,287.50	266,575.00
02/15/23	-	133,287.50	133,287.50	
08/15/23	-	133,287.50	133,287.50	266,575.00
02/15/24	-	133,287.50	133,287.50	
08/15/24	-	133,287.50	133,287.50	266,575.00
02/15/25	-	133,287.50	133,287.50	
08/15/25	-	133,287.50	133,287.50	266,575.00
02/15/26	-	133,287.50	133,287.50	
08/15/26	-	133,287.50	133,287.50	266,575.00
02/15/27	-	133,287.50	133,287.50	
08/15/27	5,000.00	218,287.50	223,287.50	356,575.00
02/15/28	-	133,287.50	133,287.50	
08/15/28	5,000.00	258,287.50	263,287.50	396,575.00
02/15/29	-	133,287.50	133,287.50	
08/15/29	100,000.00	133,287.50	233,287.50	366,575.00
02/15/30	-	131,162.50	131,162.50	
08/15/30	30,000.00	131,162.50	161,162.50	292,325.00
02/15/31	-	130,525.00	130,525.00	
08/15/31	120,000.00	130,525.00	250,525.00	381,050.00
02/15/32	-	127,975.00	127,975.00	
08/15/32	1,100,000.00	127,975.00	1,227,975.00	1,355,950.00
02/15/33	-	104,600.00	104,600.00	
08/15/33	1,145,000.00	104,600.00	1,249,600.00	1,354,200.00
02/15/34	-	81,700.00	81,700.00	
08/15/34	535,000.00	81,700.00	616,700.00	698,400.00
02/15/35	-	71,000.00	71,000.00	
08/15/35	-	71,000.00	71,000.00	142,000.00

^(A) Includes accrued interest of \$30,451.04 on Series 2013 Bonds.

Little Elm Independent School District
Unlimited Tax School Building and Refunding Bonds, Series 2013

<u>Date</u>	<u>Principal</u>	<u>Interest</u>	<u>Debt Service</u>	<u>FYE 8/31 Debt Service</u>
02/15/36	\$ -	\$ 71,000.00	\$ 71,000.00	
08/15/36	-	71,000.00	71,000.00	\$ 142,000.00
02/15/37	-	71,000.00	71,000.00	
08/15/37	-	71,000.00	71,000.00	142,000.00
02/15/38	-	71,000.00	71,000.00	
08/15/38	<u>2,840,000.00</u>	<u>71,000.00</u>	<u>2,911,000.00</u>	<u>2,982,000.00</u>
Total	<u>\$ 5,920,000.00</u>	<u>\$ 6,195,925.00</u>	<u>\$ 12,115,925.00</u>	<u>\$ 12,115,925.00</u>

**Little Elm Independent School District
Unlimited Tax Refunding Bonds, Series 2014**

<u>Date</u>	<u>Principal</u>	<u>Interest</u>	<u>Debt Service</u>	<u>FYE 8/31 Debt Service</u>
02/15/14	\$ -	\$ -	\$ -	
08/15/14	40,000.00	105,600.00 (A)	145,600.00	\$ 145,600.00
02/15/15	-	105,400.00	105,400.00	
08/15/15	-	105,400.00	105,400.00	210,800.00
02/15/16	-	105,400.00	105,400.00	
08/15/16	-	105,400.00	105,400.00	210,800.00
02/15/17	-	105,400.00	105,400.00	
08/15/17	-	105,400.00	105,400.00	210,800.00
02/15/18	-	105,400.00	105,400.00	
08/15/18	-	105,400.00	105,400.00	210,800.00
02/15/19	-	105,400.00	105,400.00	
08/15/19	-	105,400.00	105,400.00	210,800.00
02/15/20	-	105,400.00	105,400.00	
08/15/20	-	105,400.00	105,400.00	210,800.00
02/15/21	-	105,400.00	105,400.00	
08/15/21	-	105,400.00	105,400.00	210,800.00
02/15/22	-	105,400.00	105,400.00	
08/15/22	-	105,400.00	105,400.00	210,800.00
02/15/23	-	105,400.00	105,400.00	
08/15/23	-	105,400.00	105,400.00	210,800.00
02/15/24	-	105,400.00	105,400.00	
08/15/24	-	105,400.00	105,400.00	210,800.00
02/15/25	-	105,400.00	105,400.00	
08/15/25	-	105,400.00	105,400.00	210,800.00
02/15/26	-	105,400.00	105,400.00	
08/15/26	-	105,400.00	105,400.00	210,800.00
02/15/27	-	105,400.00	105,400.00	
08/15/27	-	105,400.00	105,400.00	210,800.00
02/15/28	-	105,400.00	105,400.00	
08/15/28	-	105,400.00	105,400.00	210,800.00
02/15/29	-	105,400.00	105,400.00	
08/15/29	-	105,400.00	105,400.00	210,800.00
02/15/30	-	105,400.00	105,400.00	
08/15/30	-	105,400.00	105,400.00	210,800.00
02/15/31	-	105,400.00	105,400.00	
08/15/31	-	105,400.00	105,400.00	210,800.00
02/15/32	-	105,400.00	105,400.00	
08/15/32	-	105,400.00	105,400.00	210,800.00
02/15/33	-	105,400.00	105,400.00	
08/15/33	-	105,400.00	105,400.00	210,800.00
02/15/34	-	105,400.00	105,400.00	
08/15/34	650,000.00	105,400.00	755,400.00	860,800.00
02/15/35	-	91,587.50	91,587.50	
08/15/35	1,240,000.00	91,587.50	1,331,587.50	1,423,175.00

(A) Includes accrued interest of \$19,360.00 on Series 2014 Bonds.

**Little Elm Independent School District
Unlimited Tax Refunding Bonds, Series 2014**

<u>Date</u>	<u>Principal</u>	<u>Interest</u>	<u>Debt Service</u>	<u>FYE 8/31 Debt Service</u>
02/15/36	\$ -	\$ 65,237.50	\$ 65,237.50	
08/15/36	2,000,000.00	65,237.50	2,065,237.50	\$ 2,130,475.00
02/15/37	-	22,737.50	22,737.50	
08/15/37	<u>1,070,000.00</u>	<u>22,737.50</u>	<u>1,092,737.50</u>	<u>1,115,475.00</u>
Total	<u>\$ 5,000,000.00</u>	<u>\$ 4,680,725.00</u>	<u>\$ 9,680,725.00</u>	<u>\$ 9,680,725.00</u>



Debt Service of Bonds Refunded by Series 2014 Bonds

Section 3

Little Elm Independent School District
Unlimited Tax School Building and Refunding Bonds, Series 2003
(Debt Service Refunded by Series 2014 Bonds)

<u>Date</u>	<u>Principal</u>	<u>Interest</u>	<u>Debt Service</u>	<u>FYE 8/31 Debt Service</u>
02/15/14	\$ -	\$ -	\$ -	
08/15/14	-	126,375.00	126,375.00	\$ 126,375.00
02/15/15	-	126,375.00	126,375.00	
08/15/15	-	126,375.00	126,375.00	252,750.00
02/15/16	-	126,375.00	126,375.00	
08/15/16	-	126,375.00	126,375.00	252,750.00
02/15/17	-	126,375.00	126,375.00	
08/15/17	-	126,375.00	126,375.00	252,750.00
02/15/18	-	126,375.00	126,375.00	
08/15/18	-	126,375.00	126,375.00	252,750.00
02/15/19	-	126,375.00	126,375.00	
08/15/19	-	126,375.00	126,375.00	252,750.00
02/15/20	-	126,375.00	126,375.00	
08/15/20	-	126,375.00	126,375.00	252,750.00
02/15/21	-	126,375.00	126,375.00	
08/15/21	-	126,375.00	126,375.00	252,750.00
02/15/22	-	126,375.00	126,375.00	
08/15/22	-	126,375.00	126,375.00	252,750.00
02/15/23	-	126,375.00	126,375.00	
08/15/23	-	126,375.00	126,375.00	252,750.00
02/15/24	-	126,375.00	126,375.00	
08/15/24	-	126,375.00	126,375.00	252,750.00
02/15/25	-	126,375.00	126,375.00	
08/15/25	-	126,375.00	126,375.00	252,750.00
02/15/26	-	126,375.00	126,375.00	
08/15/26	-	126,375.00	126,375.00	252,750.00
02/15/27	-	126,375.00	126,375.00	
08/15/27	-	126,375.00	126,375.00	252,750.00
02/15/28	-	126,375.00	126,375.00	
08/15/28	-	126,375.00	126,375.00	252,750.00
02/15/29	-	126,375.00	126,375.00	
08/15/29	-	126,375.00	126,375.00	252,750.00
02/15/30	-	126,375.00	126,375.00	
08/15/30	-	126,375.00	126,375.00	252,750.00
02/15/31	-	126,375.00	126,375.00	
08/15/31	-	126,375.00	126,375.00	252,750.00
02/15/32	-	126,375.00	126,375.00	
08/15/32	-	126,375.00	126,375.00	252,750.00
02/15/33	-	126,375.00	126,375.00	
08/15/33	-	126,375.00	126,375.00	252,750.00
02/15/34	-	126,375.00	126,375.00	
08/15/34	660,000.00	126,375.00	786,375.00	912,750.00

Little Elm Independent School District
Unlimited Tax School Building and Refunding Bonds, Series 2003
(Debt Service Refunded by Series 2014 Bonds)

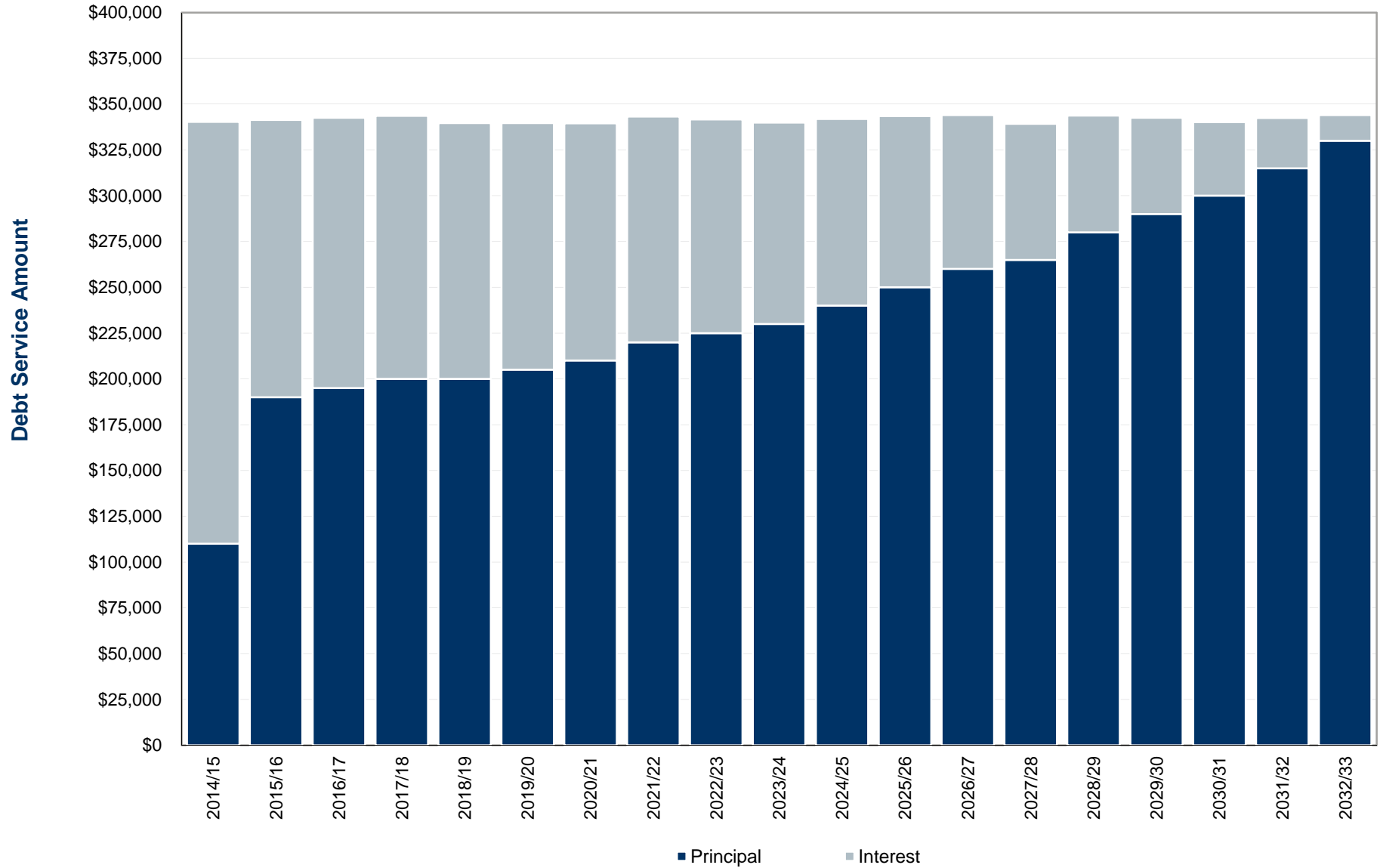
<u>Date</u>	<u>Principal</u>	<u>Interest</u>	<u>Debt Service</u>	<u>FYE 8/31 Debt Service</u>
02/15/35	\$ -	\$ 109,875.00	\$ 109,875.00	
08/15/35	1,255,000.00	109,875.00	1,364,875.00	\$ 1,474,750.00
02/15/36	-	78,500.00	78,500.00	
08/15/36	2,025,000.00	78,500.00	2,103,500.00	2,182,000.00
02/15/37	-	27,875.00	27,875.00	
08/15/37	<u>1,115,000.00</u>	<u>27,875.00</u>	<u>1,142,875.00</u>	<u>1,170,750.00</u>
Total	<u>\$ 5,055,000.00</u>	<u>\$ 5,613,875.00</u>	<u>\$ 10,668,875.00</u>	<u>\$ 10,668,875.00</u>



Outstanding Limited Tax Debt by Principal and Interest

Section 4

Little Elm Independent School District Maintenance Tax Notes, Series 2014



Note: Debt service payments reflect payments from September 1 through August 31.

**Little Elm Independent School District
Maintenance Tax Notes, Series 2014**

<u>Date</u>	<u>Principal</u>	<u>Interest</u>	<u>Debt Service</u>	<u>FYE 8/31 Debt Service</u>
02/15/15	\$ -	\$ 153,537.50 ^(A)	\$ 153,537.50	
08/15/15	110,000.00	76,768.75	186,768.75	\$ 340,306.25
02/15/16	-	75,668.75	75,668.75	
08/15/16	190,000.00	75,668.75	265,668.75	341,337.50
02/15/17	-	73,768.75	73,768.75	
08/15/17	195,000.00	73,768.75	268,768.75	342,537.50
02/15/18	-	71,818.75	71,818.75	
08/15/18	200,000.00	71,818.75	271,818.75	343,637.50
02/15/19	-	69,818.75	69,818.75	
08/15/19	200,000.00	69,818.75	269,818.75	339,637.50
02/15/20	-	67,318.75	67,318.75	
08/15/20	205,000.00	67,318.75	272,318.75	339,637.50
02/15/21	-	64,756.25	64,756.25	
08/15/21	210,000.00	64,756.25	274,756.25	339,512.50
02/15/22	-	61,606.25	61,606.25	
08/15/22	220,000.00	61,606.25	281,606.25	343,212.50
02/15/23	-	58,306.25	58,306.25	
08/15/23	225,000.00	58,306.25	283,306.25	341,612.50
02/15/24	-	54,931.25	54,931.25	
08/15/24	230,000.00	54,931.25	284,931.25	339,862.50
02/15/25	-	50,906.25	50,906.25	
08/15/25	240,000.00	50,906.25	290,906.25	341,812.50
02/15/26	-	46,706.25	46,706.25	
08/15/26	250,000.00	46,706.25	296,706.25	343,412.50
02/15/27	-	42,018.75	42,018.75	
08/15/27	260,000.00	42,018.75	302,018.75	344,037.50
02/15/28	-	37,143.75	37,143.75	
08/15/28	265,000.00	37,143.75	302,143.75	339,287.50
02/15/29	-	31,843.75	31,843.75	
08/15/29	280,000.00	31,843.75	311,843.75	343,687.50
02/15/30	-	26,243.75	26,243.75	
08/15/30	290,000.00	26,243.75	316,243.75	342,487.50
02/15/31	-	20,081.25	20,081.25	
08/15/31	300,000.00	20,081.25	320,081.25	340,162.50
02/15/32	-	13,706.25	13,706.25	
08/15/32	315,000.00	13,706.25	328,706.25	342,412.50
02/15/33	-	7,012.50	7,012.50	
08/15/33	330,000.00	7,012.50	337,012.50	344,025.00
Total	\$ 4,515,000.00	\$ 1,977,618.75	\$ 6,492,618.75	\$ 6,492,618.75

^(A) Includes accrued interest of \$14,074.27 on Series 2014 Maintenance Tax Notes.